

CHIEF TOOL BOARD PACKAGES


FAST Anchoring System

619202 – Wall Mount Weight: 540 lbs. (245 kg)

619203 – Cart Mount Weight: 625 lbs. (284 kg)

Anchors the majority of pickup trucks, SUVs and full frame cars when used with Universal Anchoring System (UAS, USC) stands. Design allows broader anchoring points for measuring. Components either allow or prevent rail movement. The system's long crossbars can be rotated to match the slope of any attachment or frame rail.

No.	Part No.	Qty.	Description
1	539400	2	3.5 L Bracket
2	539404	2	7.5 L Bracket
3	539360	2	Chief Clamp Half
4	539365	2	Chief Clamp Base
5	539539	2	Tie-back Bracket
6	682953	6	Plate, EZ Liner Tie Bolt
7	539327	2	U-Bolt
8	539438	4	Spacer .125
	539407	2	Spacer .25
	539408	2	Spacer .5
	539409	2	Spacer 1.0
	539410	4	Spacer 2.0
9	539443	1	Hardware Holder
9a	539263	1 Pkg	Hardware Bolts Package
10	539423	2	Spring Shackle Assembly
11	539490	2	Vertical Clamp Assembly
12	628220	2	Turnbuckle Assist
13	539341	2	Spring Bolt Vise Assembly
14	539337	2	Narrow Rail Vise Clamp
15	508281	4	Universal Adapter Tube Without Clamps
16	539541	4	Riser Bar
17	539415	2	Long Crossbar



Tool Board Cart

619275 Weight: 100 lbs. (45.36 kg)

Chief Tool Boards may be wall-mounted or gain mobility by mounting them to this sturdy Tool Board Cart!



996 Industrial Drive, Madison, Indiana 47250

1-800-445-9262 / www.chiefautomotive.com

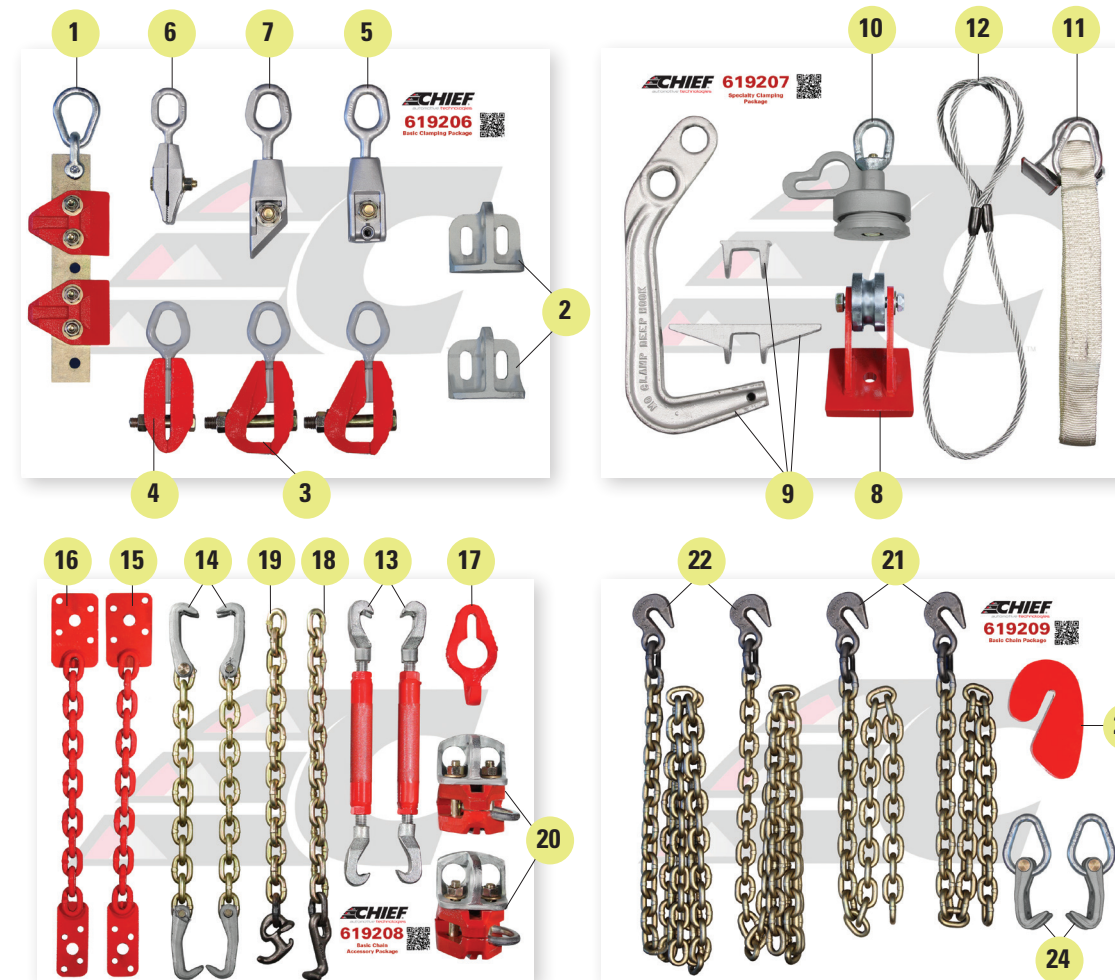


© 2019 Chief Automotive Technologies / Chief Automotive Technologies reserves the right to alter product specifications and/or package components without notice.
Lit #CAT_ToolBoards_2019.10

CHIEF TOOL BOARD PACKAGES

Chief Tool Board Packages feature the most innovative tools for repair.

Pulling accessories are available in various configurations, offering maximum versatility to keep pace with evolving automotive design. Make precise pulls on hundreds of unitized and conventional frame models while minimizing structural distortion.



Deluxe Chain & Clamping Accessory Package

619204 – Wall Mount Weight: 330 lbs. (150 kg)

619205 – Cart Mount Weight: 400 lbs. (182 kg)

No.	Part No.	Qty.	Description
1	611880	1	Unitized Body Clamp
2	624235	2	Chief Attachment Side-Pull
3	672034	2	2" Self-Tightening Clamp
4	672000	1	1-1/2" Self-Tightening Clamp
5	CL1290CA	1	Chief Bite-Tight C-Clamp
6	CL0690CA	1	Chief Mini Bite-Tight Clamp
7	CL1590CA	1	Chief Angle Bite-Tight Clamp
8	697730	1	Down-Pull Attachment
9	MC6400	1	Regular Deep Hook Set, Mo-Clamp
10	619111	1	Boltless Strut Tower Puller
11	602896	1	Nylon Fender Strap
12	602909	1	Cable Sling
13	628220	2	Turnbuckle Assist
14	605261	2	Bumper Puller, w/18" Chain
15	610870	1	Pulling Plate, Right
16	610888	1	Pulling Plate, Left
17	619057	2	Slotted Chain Hook
18	602749	2	'T' Hook, w/18" Chain
19	602757	2	'R' Type Hook, w/18" Chain

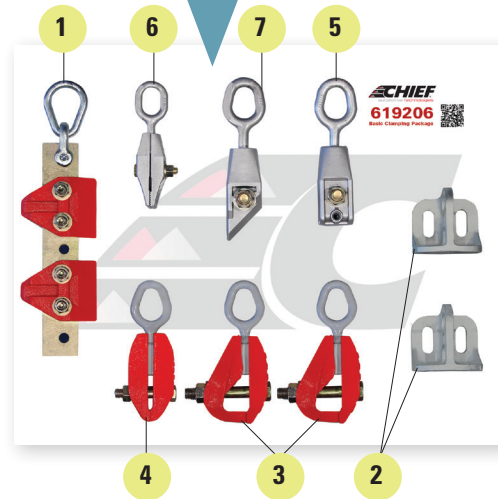
No.	Part No.	Qty.	Description
20	611899	2	All-Angle Clamp
21	602853	2	Chain, Tie-Down, 3/8" x 4' w/Hook
22	602861	2	Chain, Tie-Down, 3/8" x 8' w/Hook
23	606548	2	Slotted Chain Anchor
24	610984	2	Chain Connector
	619289	4	Wall Board Frame
	619013	1	Users Manual, Self-Tightening Clamp
	619242	1	Board Assembly, Basic Clamping
	619271	1	Bolt Bag Package, Basic Clamping
	619214	1	Basic Clamping Layout Details
	619245	1	Board Assembly, Specialty Clamping
	619272	1	Bolt Bag Package, Specialty Clamping
	619215	1	Specialty Clamping Layout Details
	619248	1	Board Assembly, Basic Chain and Clamping
	619273	1	Bolt Bag Package, Basic Chain and Clamping
	619216	1	Basic Chain and Clamping Layout Details
	619251	1	Board Assembly, Basic Chain
	619274	1	Bolt Bag Package, Basic Chain
	619217	1	Basic Chain Layout Details

1-800-445-9262 • www.chiefautomotive.com

Basic Clamping Package

619206 Weight: 45 lbs. (20.25 kg) – wall mounted

No.	Part No.	Qty.	Description
1	611880	1	Unitized Body Clamp
2	624235	2	Chief Attachment Side-Pull
3	672034	2	2" Self-Tightening Clamp
4	672000	1	1-1/2" Self-Tightening Clamp
5	CL1290CA	1	Chief Bite-Tight C-Clamp
6	CL0690CA	1	Chief Mini Bite-Tight Clamp
7	CL1590CA	1	Chief Angle Bite-Tight Clamp
	619013	1	Users Manual, Self-Tightening Clamp
	619242	1	Board Assembly, Basic Clamping
	619271	1	Bolt Bag Package, Basic Clamping
	619289	1	Wall Board Frame
	619214	1	Basic Clamping Layout Details (Install Sheet)



Basic Chain & Clamping Package

619208 Weight: 177 lbs. (80.25 kg) – wall mounted


No.	Part No.	Qty.	Description
1	628220	2	Turnbuckle Assist
2	605261	2	Bumper Puller, w/18" Chain
3	610870	1	Pulling Plate, Right
4	610888	1	Pulling Plate, Left
5	619057	2	Slotted Chain Hook
6	602749	2	'T' Hook, w/18" Chain
7	602757	2	'R' Type Hook, w/18" Chain
8	611899	2	All-Angle Clamp
	619248	1	Board Assembly, Basic Chain and Clamping
	619273	1	Bolt Bag Package, Basic Chain and Clamping
	619289	1	Wall Board Frame
	619216	1	Basic Chain and Clamping Layout Details (Install Sheet)



Basic Chain Package

619209 Weight: 60 lbs. (27 kg) – wall mounted


No.	Part No.	Qty.	Description
1	602853	2	Chain, Tie-Down, 3/8" x 4' w/Hook
2	602861	2	Chain, Tie-Down, 3/8" x 8' w/Hook
3	606548	2	Slotted Chain Anchor
4	610984	2	Chain Connector
	619251	1	Board Assembly, Basic Chain
	619274	1	Bolt Bag Package, Basic Chain
	619289	1	Wall Board Frame
	619217	1	Basic Chain Layout Details (Install Sheet)



Specialty Clamping Package

619207 Weight: 45 lbs. (20.25 kg) – wall mounted

No.	Part No.	Qty.	Description
1	697730	1	Down-Pull Attachment
2	MC6400	1	Regular Deep Hook Set, Mo-Clamp
3	619111	1	Boltless Strut Tower Puller
4	602896	1	Nylon Fender Strap
5	602909	1	Cable Sling
	619245	1	Board Assembly, Specialty Clamping
	619272	1	Bolt Bag Package, Specialty Clamping
	619289	1	Wall Board Frame
	619215	1	Specialty Clamping Layout Details (Install Sheet)



CHIEF TOOL BOARD PACKAGES

Small Pulling Package

619201 Weight: 50 lbs. (22.5 kg) – wall mounted

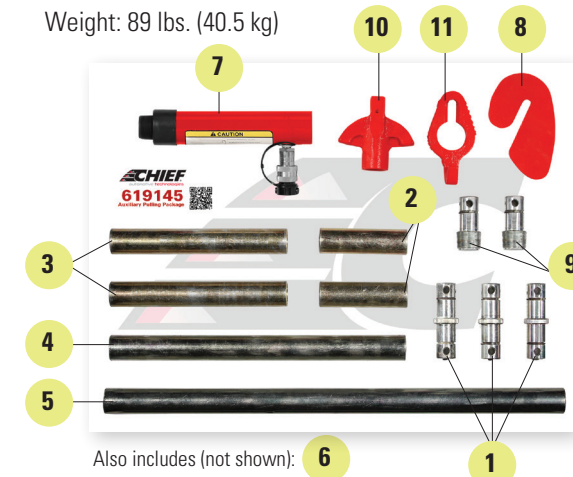


No.	Part No.	Qty.	Description
1	602861	1	Tie-Down Chain, 3/8" x 8" w/Hook
2	602853	1	Tie-Down Chain, 3/8" x 4" w/Hook
3	606548	2	Slotted Chain Anchor, 3/8" Thick
4	611899	1	All-Angle Clamp
5	CL0690CA	1	Chief Mini Bite-Tight Clamp
6	CL1590CA	1	Chief Angle Bite-Tight Clamp
7	672000	1	1-1/2" Self-Tightening Clamp
8	672034	1	2" Self-Tightening Clamp
	619013	1	Users Manual, Self-Tightening Clamp
	619233	1	Board Assembly, Small Pulling
	619268	1	Bolt Bag Package, Small Pulling
	619289	1	Wall Board Frame
	619211	1	Small Pulling Layout Details (Install Sheet)

Auxiliary Pulling Packages

> Impulse Tilt

619218 – wall mounted
Weight: 89 lbs. (40.5 kg)



Also includes (not shown): 6

No.	Part No.	Qty.	Description
1	601834	3	Auxiliary Extension Coupling
2	601842	2	Auxiliary Extension, 6"
3	601850	2	Auxiliary Extension, 12"
4	601869	1	Auxiliary Extension, 20"
5	601922	1	Auxiliary Extension, 31"
6	602335	1	Ram V-Base
7	602360	1	Auxiliary Ram, 6" Stroke
8	606548	2	Slotted Chain Anchor
9	607849	2	Auxiliary Male Coupling
10	610829	1	Auxiliary Pulling Head
11	619057	1	Slotted Chain Hook
12	601140	1	Auxiliary Ram Base
13	601197	1	Auxiliary Ram, 6" Stroke with Quick Coupler
14	601213	1	Male / Klaw Assembly
15	601214	1	Female / Klaw Assembly
16	450441	1	Auxiliary Ram, 6" Stroke

> S21M & Titan

619219 Weight: 114 lbs. (51.7 kg) – wall mounted



Also includes (not shown): 6 12

> Impulse E/VHT

619200 Weight: 107 lbs. (48.5 kg) – wall mounted



Also includes (not shown): 12

www.chiefautomotive.com

1-800-445-9262